

# How to Manage Teams inside the User Dashboard

**Open your web browser (e.g., Chrome, Firefox, Safari).  
Go to <https://sctstraining.com/> and press ENTER to load the page**

IEP Training for Educators & Dis

sctstraining.com

SCTS STRATEGIC CALIBRATION TRAINING SYSTEMS

HOME ABOUT BENEFITS TRAINING CONTACT REQUEST ACCESS LOGIN

**Strategic. Calibration.**

Our IEP training courses for educators and district leaders offer a wealth of benefits that enhance professional development and effectiveness in the classroom.

Schedule a Demo

Category	Amount
TOTAL INCOME	4,000 KR.
MONEY OUT	
Housing (Rent, mortgage, insurance)	1,500 kr.
Shopping	500 kr.
Transport	300 kr.
Utilities	200 kr.
Dining, travel, entertainment	100 kr.
Educational expenses (tuition, books, supplies)	100 kr.
Taxes, insurance	100 kr.
Income	



[Click here to Login](#)

# Strategic. Calibration.

Our IEP training courses for educators and district leaders offer a wealth of benefits that enhance professional development and effectiveness in the classroom.

[Schedule a Demo](#)



## Account Login

Email

Password

Remember Me

LOGIN!

[Send me a Snappy Login Link™ instead.](#)

[Lost your password?](#)

**In the login form, enter your Email Address and Password in the appropriate field.**

**Click “LOGIN!” to proceed”**



**Once logged in, you will be redirected to the “My Courses”.**



0%

Continue Course



0%

Continue Course



0%

Continue Course



IEP TRAINING  
FOR PARENTS

Each course will have its own **“Team”** and **“Team Leader”**. If you are the team leader, you will see a **team leader dashboard** available when you enter the course.



Select the course you are managing as  
a Team Leader.



0%

Continue Course



0%

Continue Course



0%

Continue Course





# IEP Team Leader Dashboard

MANAGE TEAM   ADD MEMBERS

🔍 Find team member

Expand All

Collapse All

Download Member Progress

Team Member 1 (teammember1@sctstraining.com) ▶

Team Member 2 (teammember2@sctstraining.com) ▶

Team Member 3 (teammember3@sctstraining.com) ▶



Course Progress

0%

IEP – Team Leader Da

Introduction to The Ne

Getting Started with T  
IEP

Developing the IEP

IEP 1

IEP 2

IEP 3

PI AAFP

**Teams are managed within each course by visiting the team leader dashboard.**

**Click the Arrow button next to a specific Team Member, or choose “Expand All” to view the courses they are enrolled in.**



# IEP Team Leader Dashboard

MANAGE TEAM   ADD MEMBERS

Find team member

Expand All

Collapse All

Download Member Progress

Team Member 1 (teammember1@sctstraining.com)

Team Member 1

teammember1@sctstraining.com



0%

Remove

Login As Team Member

Team Member 2 (teammember2@sctstraining.com)

Team Member 2

teammember2@sctstraining.com

**Click the Arrow button or "Collapse all" if you wish to close.**

Course Progress

0%

IEP - Team Le

Introduction t

Getting Start  
IEP

Developing th

IEP 1

IEP 2

IEP 3

PLAAFP

Where's The D

IEP 4

# IEP Team Leader Dashboard

MANAGE TEAM   ADD MEMBERS

Find team member

Expand All

Collapse All

Download Member Progress

Team Member 1 (teammember1@sctstraining.com)

Team Member 1

teammember1@sctstraining.com



0%

Remove

Login As Team Member

Team Member 2 (teammember2@sctstraining.com)

Team Member

teammember2@sctstraining.com

**You can remove a Team member for a specific course by clicking the "Remove" button.**

Course Progress

0%

IEP - Team Le

Introduction t

Getting Start  
IEP

Developing th

IEP 1

IEP 2

IEP 3

PLAAFP

Where's The D

IEP 4



# IEP Team Leader Dashboard

MANAGE TEAM ADD MEMBERS

Find team member

Expand All

Collapse All

Download Member Progress

Team Member 1 (teammember1@sctstraining.com)

Team Member 2 (teammember2@sctstraining.com)

Team Member 3 (teammember3@sctstraining.com)



Course Progress

0%

IEP – Team Leader Da

Introduction to The Ne

Getting Started with T  
IEP

Developing the IEP

IEP 1

IEP 2

IEP 3

PLAAFP

**If you wish to add Team Members, you can click “Add Members”**

# IEP Team Leader Dashboard

MANAGE TEAM [ADD MEMBERS](#)

You have 32 / 35 licenses available.

## Batch upload members:

Import a list of members to add to your team by uploading a CSV file with their details.  
[Download this blank CSV file to get started.](#)

Select batch import file

## Add individual member:

First Name

Last Name

E-mail

ADD

**By adding a team member, you have an option to add individual team member or add team members in bulk**



Course Progress

0%

IEP - Team Leader Dashi

Introduction to The New

Getting Started with The  
IEP

Developing the IEP

IEP 1

IEP 2

IEP 3

PLAAFP

Where's The Data?

IEP 4

# Adding Team Members in **Bulk**

# IEP Team Leader Dashboard

MANAGE TEAM [ADD MEMBERS](#)

You have 32 / 35 licenses available.

## Batch upload members:

Import a list of members to add to your team by uploading a CSV file with their details.  
[Download this blank CSV file to get started.](#)

Select batch import file

## Add individual member:

First Name

Last Name

E-mail

ADD

**You can choose the batch import file option to add Team members in bulk by clicking first the “Download this blank CSV file to get started”.**



Course Progress

0%

IEP - Team Leader Dashi

Introduction to The New

Getting Started with The  
IEP

Developing the IEP

IEP 1

IEP 2

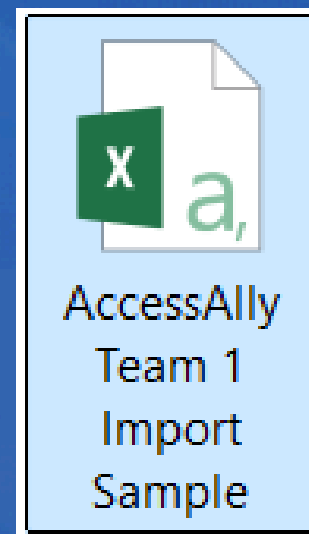
IEP 3

PLAAFP

Where's The Data?

IEP 4

At this point, you can check your **download folder on your computer** to check for any **CSV file** like this.



Double click the file to **open**.

Clipboard: Paste, Cut, Copy, Format Painter

Font: Calibri, 11, Bold, Italic, Underline, Text Color, Background Color

Alignment: Wrap Text, Merge & Center

Number: General, Currency, Percentage, Decimals

Styles: Normal, Bad, Good, Neutral, Calculation, Check Cell, Explanatory..., Input, Linked Cell, Note

Cells: Insert, Delete, Format

Editing: AutoSum, Fill, Clear, Sort & Filter, Find & Select

A2 Alice

A B C D E F G H I J K L M N O P Q

1	//First Name	Last Name	Email
2	Alice	Bob	sample@gmail.com
3			
4			
5			
6			
7			
8			
9			
10			
11			
12			
13			
14			
15			
16			
17			
18			
19			
20			
21			
22			
23			
24			
25			
26			

**Add the details on the appropriate field of the team members you wish to add.**

**After adding all the team members, you can click SAVE and close the FILE**



# IEP Team Leader Dashboard

MANAGE TEAM [ADD MEMBERS](#)

You have 32 / 35 licenses available.

## Batch upload members:

Import a list of members to add to your team by uploading a CSV file with their details.  
[Download this blank CSV file to get started.](#)

Select batch import file

## Add individual member:

First Name

Last Name

E-mail

ADD

Once you have closed the file click the “Select Batch Import file”.



Course Progress

0%

IEP - Team Leader Dashi

Introduction to The New

Getting Started with The  
IEP

Developing the IEP

IEP 1

IEP 2


IEP 3

PLAAFP

Where's The Data?

IEP 4

Today



This file can't be previewed.

**Select the CSV file you have edited and click  
“Open”**

e: AccessAlly Team 1 Import Sample

All Files

Open

Cancel

# IEP Team Leader Dashboard

MANAGE TEAM [ADD MEMBERS](#)

You have 32 / 35 licenses available.

## Batch upload members:

Import a list of members to add to your team by uploading a CSV file with their details. [Download this blank CSV file to get started.](#)

First Name	Last Name	E-mail	Status
Alice	Bob	sample@gmail.com	

Import

Add individual member:

First Name

E-mail

ADD

**You will be redirected to this page, where the Team Members' names will be displayed. Verify that all names are included, then click "Import."**



Course Progress

0%

IEP - Team Leader

Introduction to The

Getting Started with IEP

Developing the IEP

IEP 1

IEP 2

IEP 3

PLAAFP

Where's The Data?

IEP 4

**sctstraining.com says**

You are about to add these clients to the team. Continue?

OK

Cancel

**A Pop-Up will appear after clicking the import. Click “OK”  
to Proceed.**


# IEP Team Leader Dashboard

MANAGE TEAM [ADD MEMBERS](#)

You have 31 / 35 licenses available.

## Batch upload members:

Import a list of members to add to your team by uploading a CSV file with their details. [Download this blank CSV file to get started.](#)

First Name	Last Name	E-mail	Status
Alice	Bob	sample@gmail.com	

## Add individual member:

<input type="text" value="First Name"/>	<input type="text"/>
<input type="text" value="E-mail"/>	<input type="text"/>

**A green check mark will appear below the status, confirming that the Team Member has been successfully added.**

**ADD**



Course Progress

0%

IEP – Team Leader

Introduction to The

Getting Started with IEP

Developing the IEP

IEP 1

IEP 2

IEP 3

PLAAFP

Where's The Data?

IEP 4

# IEP Team Leader Dashboard

MANAGE TEAM ADD MEMBERS

You have 31 / 35 licenses available.

## Batch upload members:

Import a list of members to add to your team by uploading a CSV file with their details. [Download this blank CSV file to get started.](#)

First Name

Last Name

E-mail

Status

Alice

Bob

sample@gmail.com



Add individual member:

First Name

E-mail

ADD

**You can check it also by going back to Team Leader Dashboard by clicking “Manage Team”**



Course Progress

0%

IEP – Team Leader

Introduction to The

Getting Started with IEP

Developing the IEP

IEP 1

IEP 2

IEP 3

PLAAFP

Where's The Data?

IEP 4

# IEP Team Leader Dashboard

MANAGE TEAM   ADD MEMBERS

Expand All

Collapse All

Download Member Progress

**Alice Bob** (sample@gmail.com) ▶

**Team Member 1** (teammember1@sctstraining.com) ▶

**Team Member 2** (teammember2@sctstraining.com) ▶

**Team Member 3** (teammember3@sctstraining.com) ▶

**The Team Member's Name and Email will reflect here.**



Course Progress

0%

IEP – Team Leader D

Introduction to The I

Getting Started with IEP

Developing the IEP

IEP 1

IEP 2

IEP 3

PLAAFP

Where's The Data?

IEP 4

# Adding Team Members Individually



# IEP Team Leader Dashboard

MANAGE TEAM [ADD MEMBERS](#)

You have 32 / 35 licenses available.

## Batch upload members:

Import a list of members to add to your team by uploading a CSV file with their details.  
[Download this blank CSV file to get started.](#)

Select batch import file

## Add individual member:

First Name

Last Name

E-mail

ADD

**Add the details of the Team Member in the appropriate field above.**



Course Progress

0%

IEP - Team Leader Dashi

Introduction to The New

Getting Started with Th  
IEP

Developing the IEP

IEP 1

IEP 2

IEP 3

PLAAFP

Where's The Data?

IEP 4

# IEP Team Leader Dashboard

MANAGE TEAM [ADD MEMBERS](#)

You have 32 / 35 licenses available.

## Batch upload members:

Import a list of members to add to your team by uploading a CSV file with their details.  
[Download this blank CSV file to get started.](#)

Select batch import file

## Add individual member:

Alice

Bob

sample@gmail.com

ADD

Once you are done filling out, you can click "Add"



Course Progress

0%

IEP - Team Leader

Introduction to The

Getting Started with IEP

Developing the IEP

IEP 1

IEP 2

IEP 3

PLAAFP

Where's The Data?

IEP 4

**sctstraining.com says**

You are about to add these clients to the team. Continue?

OK

Cancel

**A Pop-Up will appear after clicking the import. Click “OK”  
to Proceed.**

# IEP Team Leader Dashboard

MANAGE TEAM   ADD MEMBERS

Expand All

Collapse All

Download Member Progress

**Alice Bob** (sample@gmail.com) ▶

**Team Member 1** (teammember1@sctstraining.com) ▶

**Team Member 2** (teammember2@sctstraining.com) ▶

**Team Member 3** (teammember3@sctstraining.com) ▶

**The Team Member's Name and Email will reflect here.**



Course Progress

0%

IEP – Team Leader D

Introduction to The I

Getting Started with IEP

Developing the IEP

IEP 1

IEP 2

IEP 3

PLAAFP

Where's The Data?

IEP 4

If you need to add more team members but **do not have licenses available**, please contact

**[support@sctstraining.com](mailto:support@sctstraining.com)**